

# 2022-23 Texas Academic Performance Report (TAPR)

District Name: HURST-EULESS-BEDFORD ISD

Campus Name: RIVER TRAILS EL

Campus Number: 220916123

This page is intentionally blank.







Texas Education Agency  
2022-23 STAAR Performance (TAPR)  
RIVER TRAILS EL (220916123) - HURST-EULESS-BEDFORD ISD - TARRANT COUNTY

School  
Year

State

District

Campus

African  
American

Hispanic

White

American  
Indian

Asian

Pacific  
Islander

Texas Education Agency  
 2022-23 STAAR Performance (TAPR)  
 RIVER TRAILS EL (220916123) - HURST-EULESS-BEDFORD ISD - TARRANT COUNTY

	School Year	State	District	Campus	African American	Hispanic	White	American Indian	Asian	Pacific Islander	Two or More Races	Special Ed (Current)	Special Ed (Former)	Continuously Enrolled	Non-Continuously Enrolled	Econ Disadv	EB EL (Current & Monitored)
Reading and Mathematics	2023	35%	58%	70%	50%	82%	70%	*	75%	*	40%						

Texas Education Agency  
 2022-23 Progress (TAPR)  
 RIVER TRAILS EL (220916123) - HURST-EULESS-BEDFORD ISD - TARRANT COUNTY

	School Year	State	District	Campus	African American	Hispanic	White	American Indian	Asian	Pacific Islander	Two or More Races	Special Ed (Current)	Special Ed (Former)	Continuously Enrolled	Non-Continuously Enrolled	Econ Disadv	EB/EL (Current & Monitored)
School Progress - Annual Growth by Grade and Subject																	
Grade 4 ELA/Reading	2023	55%	57%	62%	58%	56%	64%	-	71%	*	70%	55%	*	66%	38%	44%	46%
Grade 4 Mathematics	2023	63%	70%	77%	88%	69%	81%	-	50%	*	90%	64%	*	77%	75%	72%	70%
Grade 5 ELA/Reading	2023	65%	75%	65%	57%	82%	59%	-	67%	*	50%	14%	*	65%	63%	62%	62%
Grade 5 Mathematics	2023	71%	77%	66%	43%	68%	67%	-	58%	*	60%	43%	*	65%	69%	62%	63%
Grade 6 ELA/Reading	2023	51%	72%														



Texas Education Agency  
2022-23 Bilingual Education/English as a Second Language (Current EB Students/EL) (TAPR)  
RIVER TRAILS EL (220916123) - HURST-EULESS-BEDFORD ISD - TARRANT COUNTY

	School Year	State	District	Campus	Total Bilingual Education	BE-Trans Early Exit	BE-Trans Late Exit	BE-Dual Two-Way	BE-Dual One-Way	ALP Bilingual (Exception)										
--	-------------	-------	----------	--------	---------------------------	---------------------	--------------------	-----------------	-----------------	---------------------------	--	--	--	--	--	--	--	--	--	--

--	--	--	--	--	--	--	--	--	--	--	--	--	--	--	--	--	--	--	--	--

--	--	--	--	--	--	--	--	--	--	--	--	--	--	--	--	--	--	--	--	--

--	--	--	--	--	--	--	--	--	--	--	--	--	--	--	--	--	--	--	--	--

--	--	--	--	--	--	--	--	--	--	--	--	--	--	--	--	--	--	--	--	--

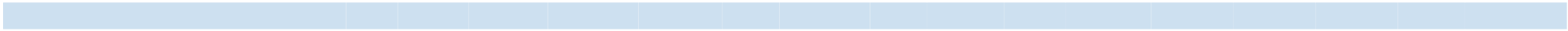
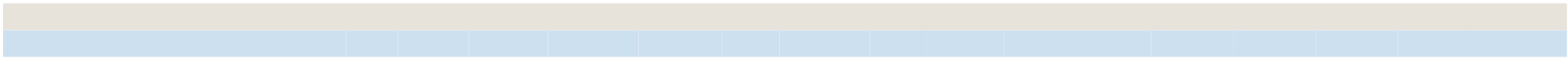

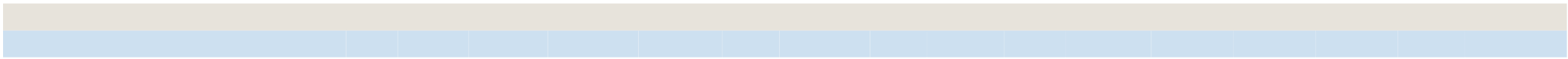

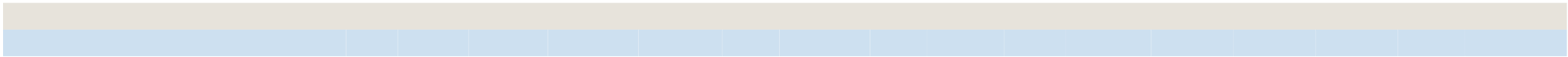
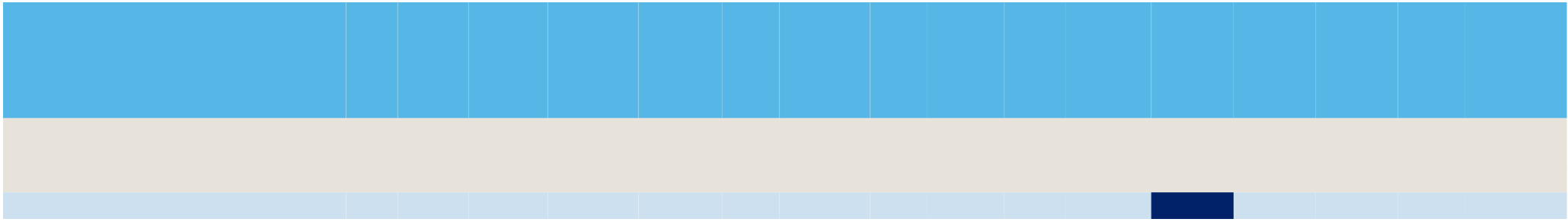
--	--	--	--	--	--	--	--	--	--	--	--	--	--	--	--	--	--	--	--	--

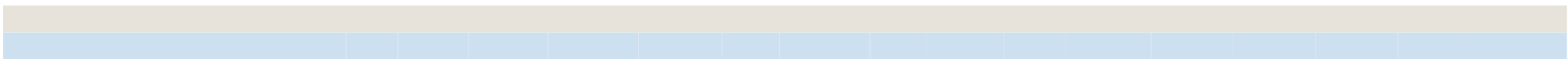
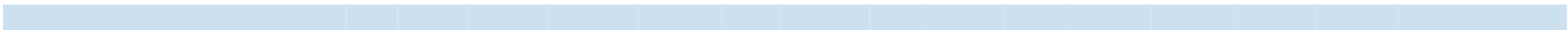
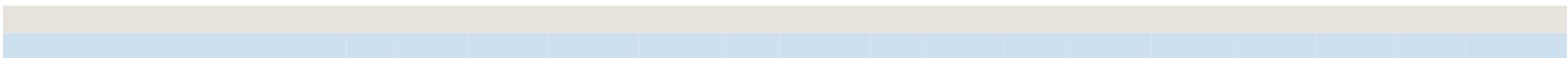
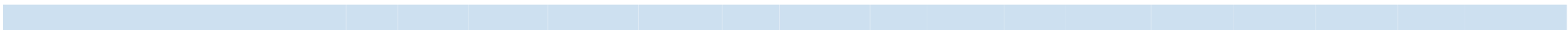
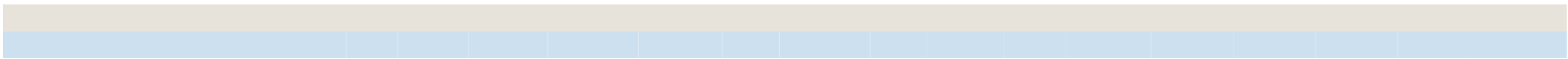
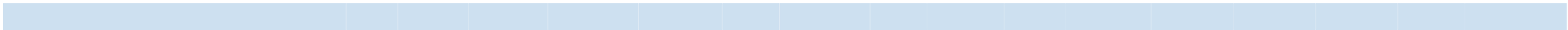

--	--	--	--	--	--	--	--	--	--	--	--	--	--	--	--	--	--	--	--	--

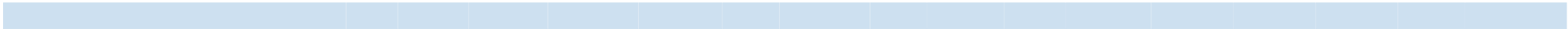
Texas Education Agency  
 2022-23 Bilingual Education/English as a Second Language (Current EB Students/EL) (TAPR)  
 RIVER TRAILS EL (220916123) - HURST-EULESS-BEDFORD ISD - TARRANT COUNTY

	School Year	State	District	Campus	Total Bilingual Education	BE-Trans Early Exit	BE-Trans Late Exit	BE-Dual Two-Way	BE-Dual One-Way	ALP Bilingual (Exception)	Total ESL	ESL Content-Based	ESL Pull-Out	ALP ESL (Waiver)	EB/EL with Parental Denial	Never EB/EL	Total EB/EL (Current)	Monitored & Former EB/EL
All Grades ELA/Reading	2023	35%	45%	45%	-	-	-	-	-	-	57%	57%	-	-	-	38%	57%	-
All Grades Mathematics	2023	40%	53%	47%	-	-	-	-	-	-	50%	50%	-	-	-	45%	50%	-

\* Indicates results are masked due to small numbers to protect student confidentiality.  
 - Indicates there are no students in the group.  
 Blank cell indicates there are no data available in the group.














Texas Education Agency  
2022-23 Attendance, Graduation, and Dropout Rates (TAPR)  
RIVER TRAILS EL (220916123) - HURST-EULESS-BEDFORD ISD - TARRANT COUNTY

	State	District	Campus	African American	Hispanic	White	American Indian	Asian	Pacific Islander				
--	-------	----------	--------	------------------	----------	-------	-----------------	-------	------------------	--	--	--	--







There is no data for this campus.


There is no data for this campus.

There is no data for this campus.



Texas Education Agency  
2022-23 Student Information (TAPR)  
RIVER TRAILS EL (220916123) - HURST-EULESS-BEDFORD ISD - TARRANT COUNTY

Membership									



Texas Education Agency  
2022-23 Student Information (TAPR)  
RIVER TRAILS EL (220916123) - HURST-EULESS-BEDFORD ISD - TARRANT COUNTY

	--Non-Special Education Rates--		---Special Education		

TEA's Student Performance on STAAR 8 Math (2015-2016)			
Grade	Standard Exceeded Expectations	Standard Met	Standard Not Met
8	48	32	18
7	52	30	18
6	45	35	20
5	55	30	15
4	60	25	15
3	65	20	15
2	70	15	15
1	75	10	15





